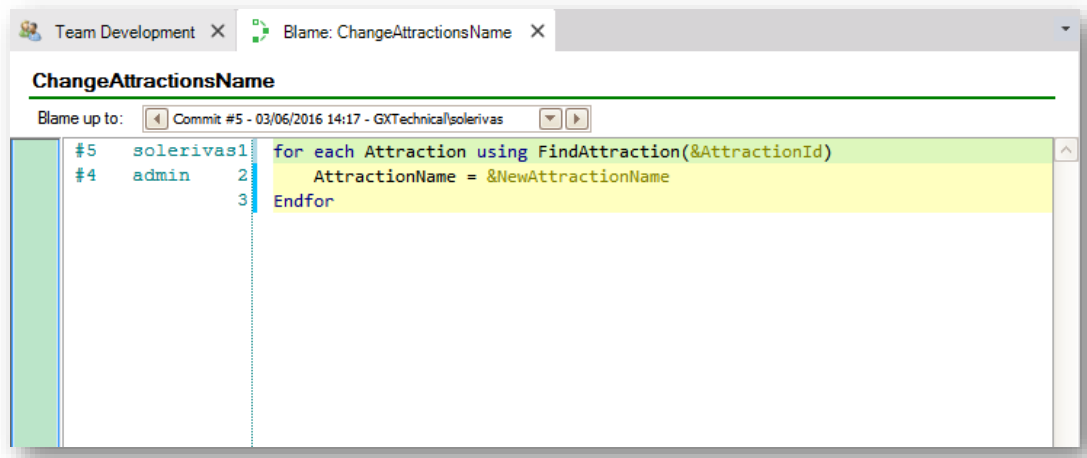


GeneXus Server

Blame in GeneXus Server

GeneXus[™]

Blame in GeneXus Server



Team Development X Blame: ChangeAttractionsName X

ChangeAttractionsName

Blame up to: Commit #5 - 03/06/2016 14:17 - GXTechnical\solerivas

```
#5 solerivas1 1 for each Attraction using FindAttraction(&AttractionId)
#4 admin      2   AttractionName = &NewAttractionName
#4 admin      3   Endfor
```

We often need to know and have information about the changes that have been made to an object, and who made those changes. For example, in a work team, find out who committed a certain line, the revision of the last modification, and the date.

The Blame option allows obtaining all this information.

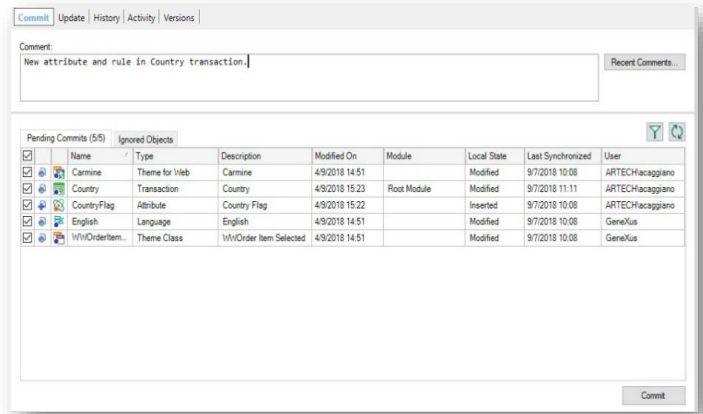
Blame in GeneXus Server

Name	Type
Country	Country
CountryId	Numeric(4.0)
CountryName	Character(20)
CountryFlag	Image

```

Error("Enter the Country name")
if CountryName.IsEmpty();

```

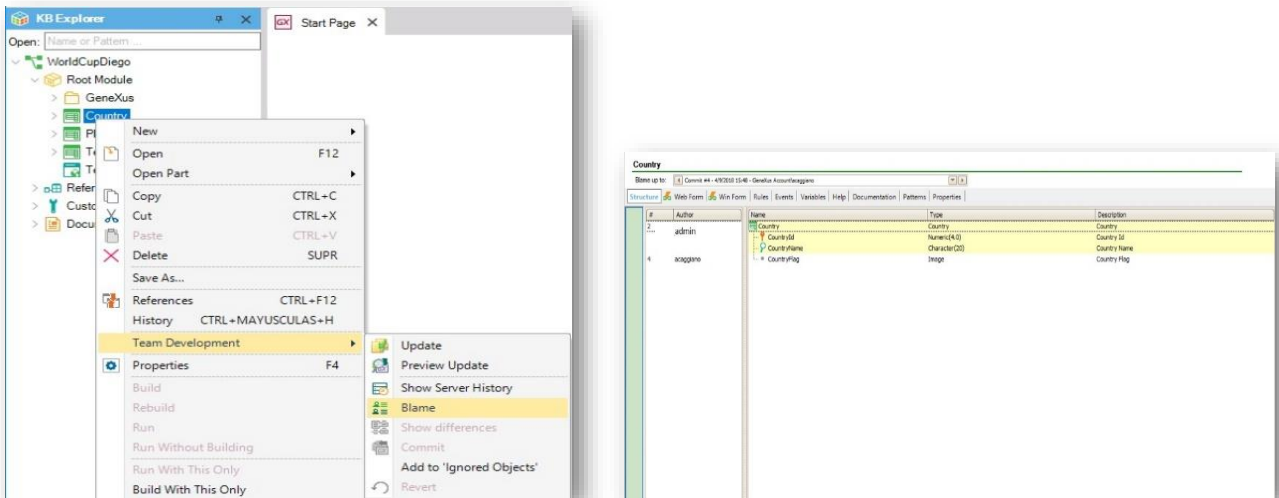


Let's go to GeneXus and see an example:

In the WorldCup KB we will make some changes to the Country transaction. We will create the new attribute CountryFlag, of Image type, and also state a rule to control that the country name is entered:

Once the changes have been saved, we send them to the server. We select Team Development, add the corresponding comment, and press the Commit button.

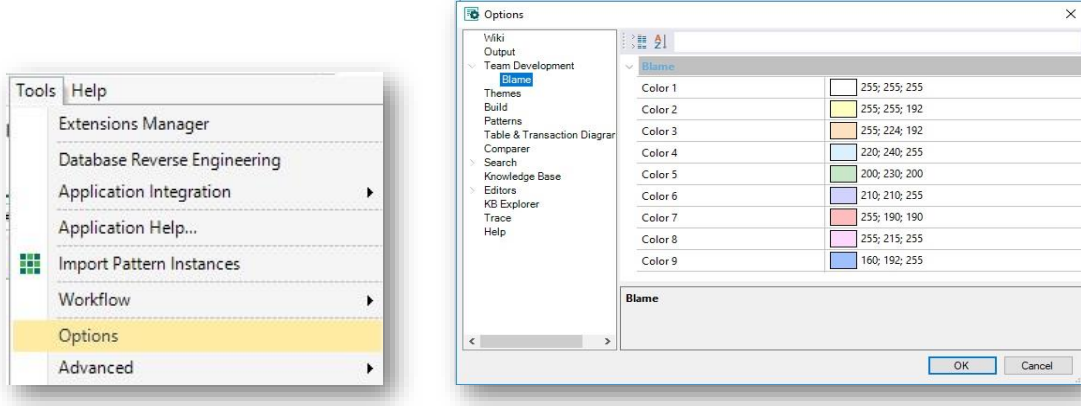
Blame in GeneXus Server



Now, we open another developer's IDE, KB WorldCupDiego.

To access the Blame option, we right-click on the Country transaction and in the KB Explorer window we select Development / Blame.

Blame in GeneXus Server



Then, the changes made by each developer can be seen in each sector of the object.

As for editing the indicator colors, it is possible to customize them from Tools / Options, selecting Team Development / Blame.

GeneXus™

training.genexus.com
wiki.genexus.com
training.genexus.com/certifications